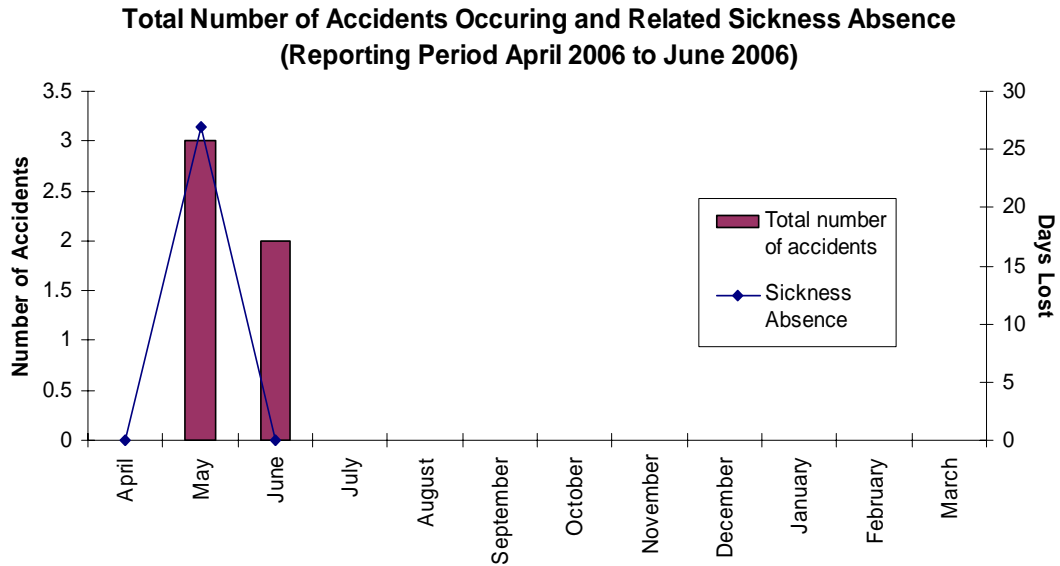


Accidents on duty and those leading to sickness absence

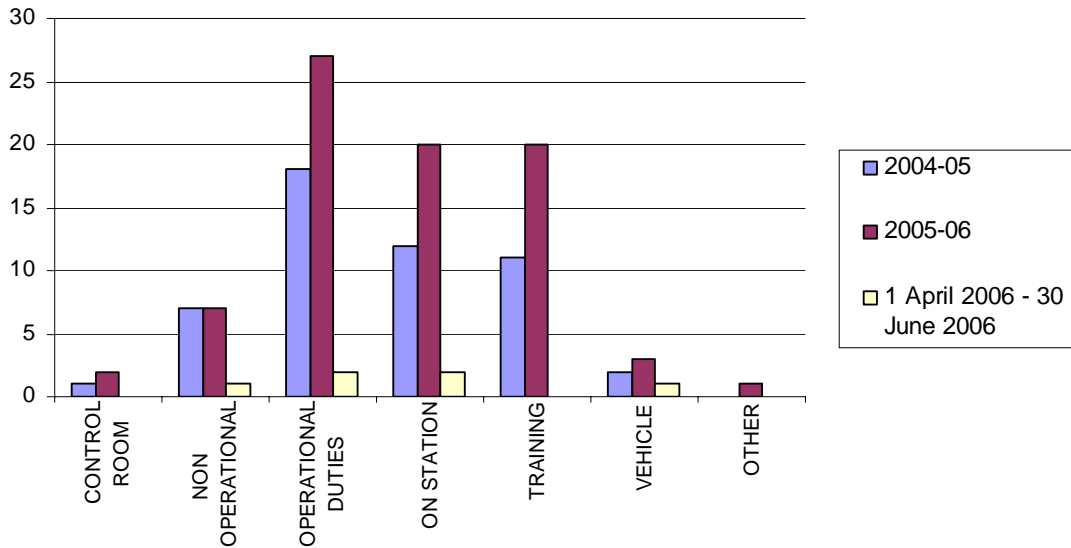


Month	Total number of accidents	RIDDOR*	Sickness Absence Days	Comments
April	0	0	0	
May	3	1	27	Absence was for 1 person/accident
June	3	0	0	
July				
August				
September				
October				
November				
December				
January				
February				
March				

* Reporting of Injuries Diseases and Dangerous Occurrences Regulations



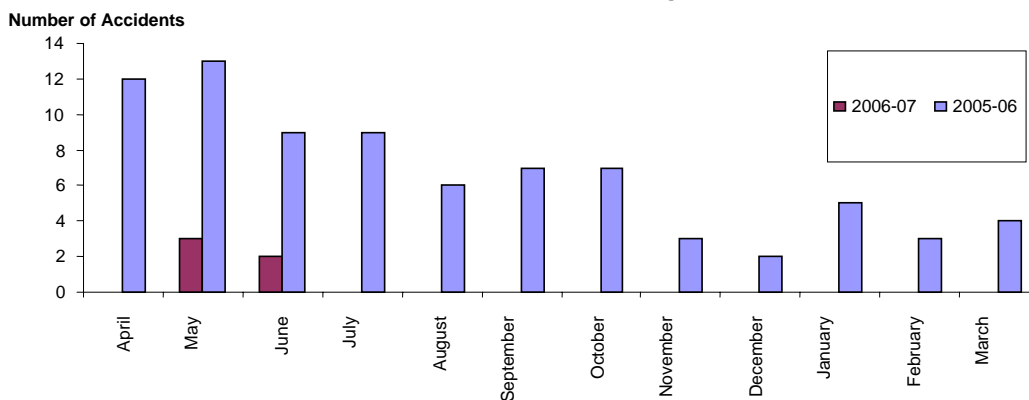
Breakdown of Accident Types



Accident Breakdown

	2004-05	2005-06	1 April 2006 - 30 June 2006
Control room	1	2	0
Non operational	7	7	1
Operational duties	18	27	2
On station	12	20	2
Training	11	20	0
Vehicle	2	3	1
Other	0	1	0

Total Number of Accidents Occurring



Monthly Stats (total number of accidents)

	Apr	May	June	July	Aug	Sept	Oct	Nov	Dec	Jan	Feb	Mar	YTD
2006	0	3	3										6
2005	12	13	9	9	6	7	7	3	2	5	3	4	80
2004	3	5	5	5	2	5	4	5	2	6	2	7	51

